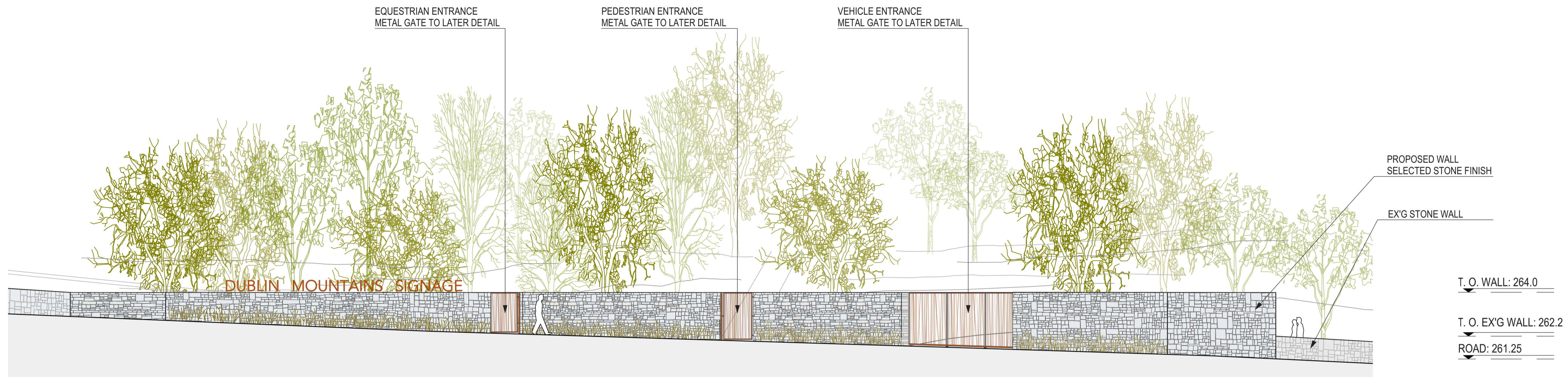


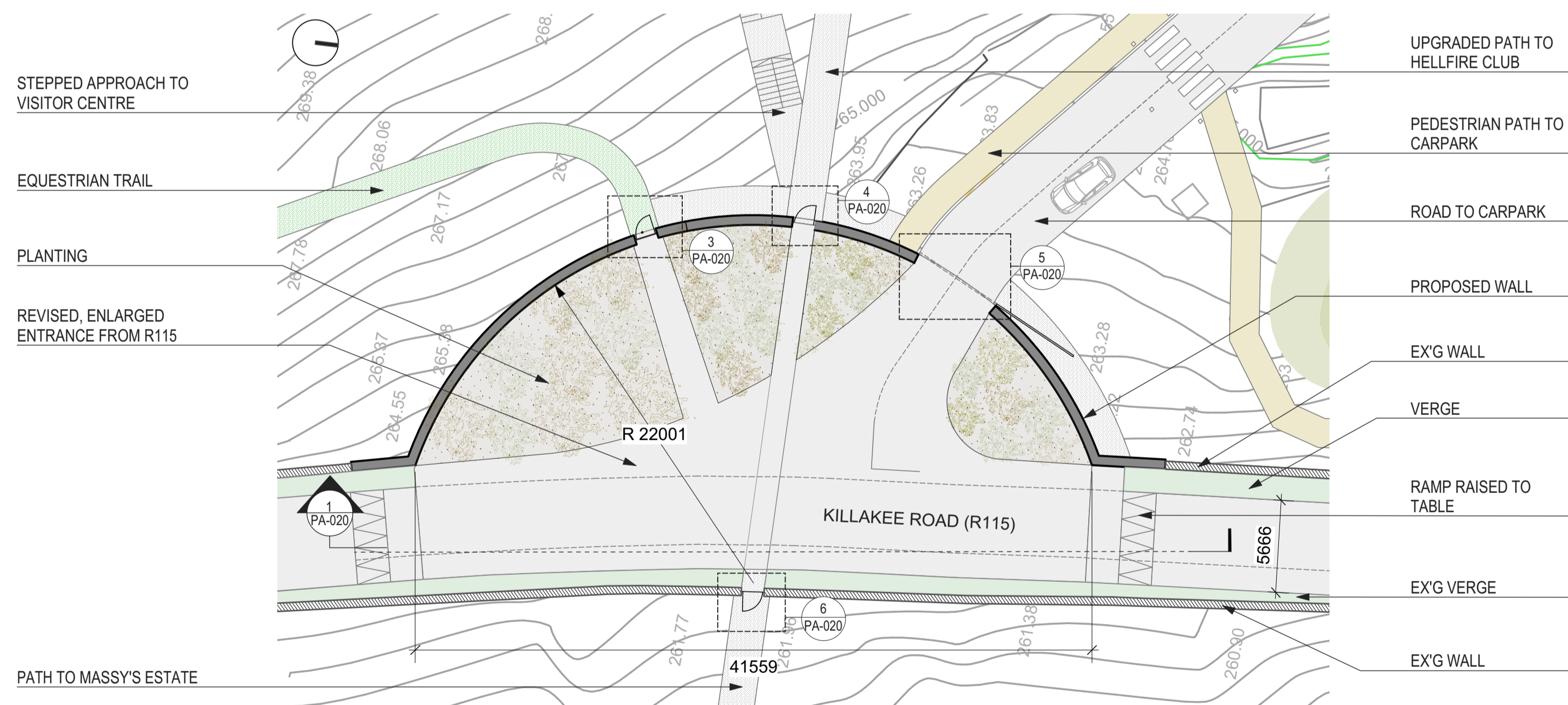
LEGEND & GENERAL INFORMATION

- GROUND / FLOOR LEVEL INDICATOR
- SECTION LINE INDICATOR
- REVISION BOX INDICATOR
- LEVEL INDICATOR
- SITE NOTICE LOCATION
- SITE BOUNDARY LINE
- EXISTING TREE
- NEW TREES

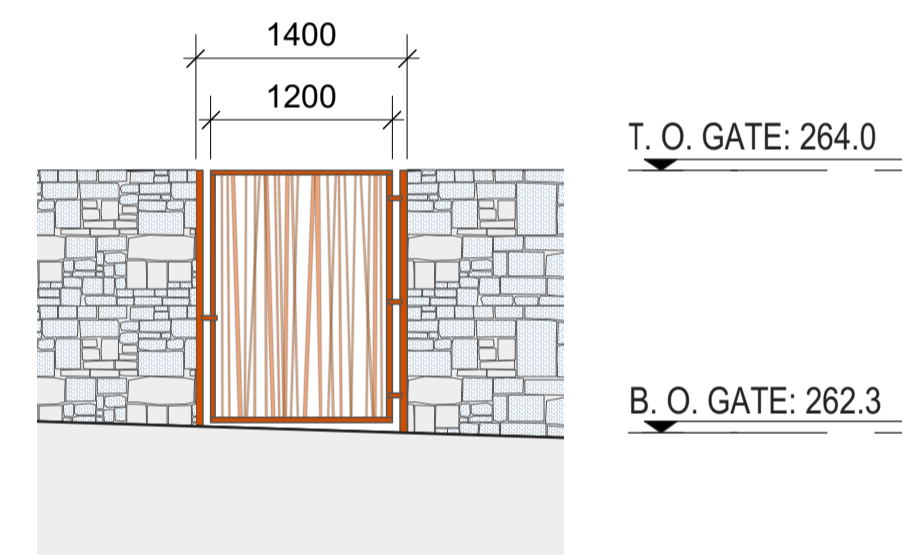
CONTRACTOR TO CHECK AND VERIFY ALL BUILDING AND SITE DIMENSIONS, LEVELS AND SEWER INVERT LEVELS AT CONNECTION POINTS BEFORE WORK STARTS
 DRAWINGS TO BE READ IN CONJUNCTION WITH CIVIL & STRUCTURAL ENGINEERS AND WITH LANDSCAPE ARCHITECTS AND OTHER SPECIALIST DRAWINGS, DETAILS AND SPECIFICATIONS



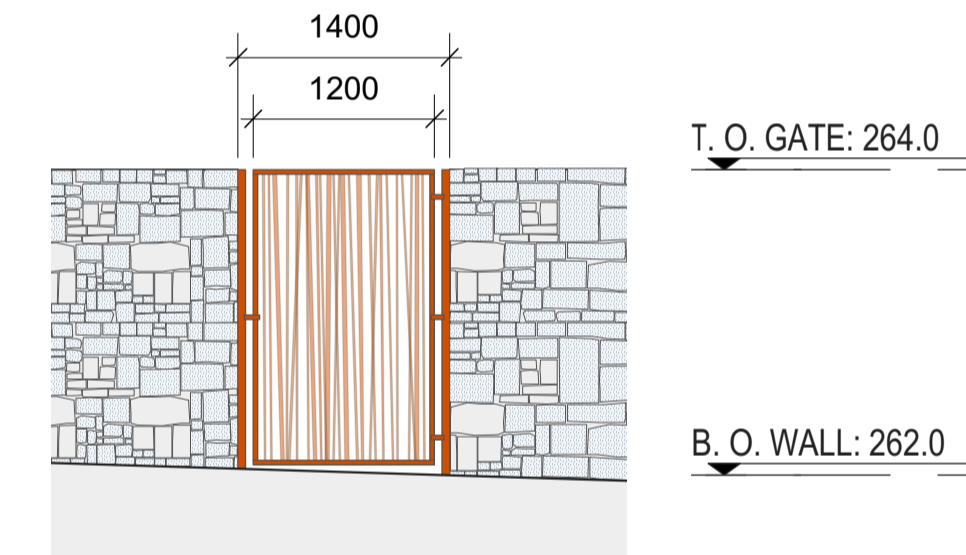
1 PROPOSED SITE ENTRANCE ELEVATION
 1: 200 (A3)



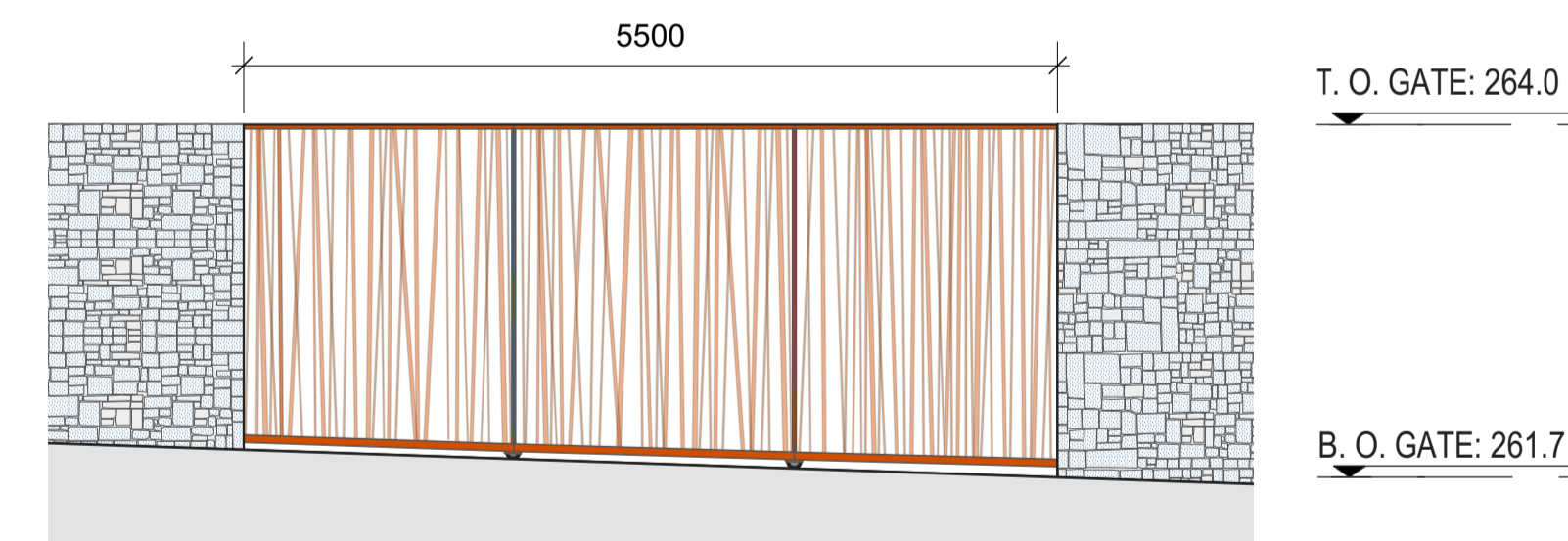
2 PROPOSED SITE ENTRANCE PLAN
 1: 500 (A3)



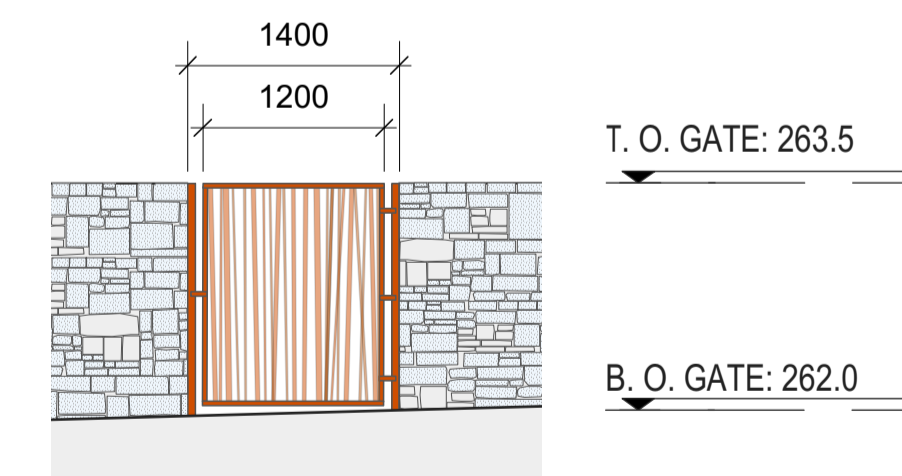
3 PROPOSED GATE ELEVATION
 1: 100 (A3)



4 PROPOSED GATE ELEVATION
 1: 100 (A3)



5 PROPOSED GATE ELEVATION
 1: 100 (A3)



6 PROPOSED GATE ELEVATION
 1: 100 (A3)

REVISIONS	STATUS	DRAWN	CHECKED
A	31/07/17 FA ISSUED FOR PART 10 PLANNING APPROVAL	AMcM	PK

STATUS : PR - PRELIMINARY ISSUE; FI - FOR INFORMATION; FA - FOR APPROVAL; FP - FOR PRICING; FC - FOR CONSTRUCTION

PROJECT: DUBLIN MOUNTAINS VISITOR CENTRE
 DRAWING: PROPOSED SITE ENTRANCE - FROM R115
 JOB NO: 1639 CLIENT: SDCC
 DATE: JULY 2017 SCALE: 1: 100 (A3), 1: 200(A3), 1:500(A3)
 PAUL KEOGH ARCHITECTS, CATHEDRAL COURT, NEW ST., DUBLIN 8.
 TEL NO: 01 6791551 FAX NO: 01 6793476 E-MAIL: info@pka.ie

DRAWING NO.: 1639 / PA / 020 / A

NOTIFY ARCHITECT OF ANY DISCREPANCIES - CHECK DIMENSIONS ON SITE - DO NOT SCALE. USE FIGURED DIMENSIONS ONLY - COPYRIGHT RESERVED - PAUL KEOGH ARCHITECTS ©

